



District Report Card: 2017


State: Haryana	District: Rewari
Class: 5	Subject: Language
Schools: 61	Students: 945


Participation/Coverage


Students

GENDER 	Boys		Girls	
	Number	%	Number	%
	438	46.35	507	53.65

AREA 	Rural		Urban	
	Number	%	Number	%
	810	85.71	135	14.29

CATEGORY 	SC		ST		OBC		GEN	
	Number	%	Number	%	Number	%	Number	%
	426	45.08	9	0.95	292	30.90	218	23.07

CWSN 	LD	VI	HI	S&LD	ID	Oth
	3	17	1	2	4	8

Management 	Government		Government-aided	
	Number	%	Number	%
	925	97.88	20	2.12

Average Performance of Students in Language (%)

Overall	Gender		Area		Management		Social Group			
	Male	Female	Rural	Urban	Govt.	Aided	SC	ST	OBC	GEN
59.64	59.13	60.08	58.89	64.15	59.91	47.33	59.73	49.63	59.79	59.66

Performance on Learning Outcomes (LOs)

Learning Outcomes	Description	Average Performance(%)
L504	Reads and comprehends independently storybooks, news items/ headlines, advertisements etc.	57.52
L508	Reads text with comprehension, locates details and sequence of events	60.70

Range of Performance of Students who Answered Correctly							
Below 30%		30% - 50%		50% - 75%		Above 75%	
Number	%	Number	%	Number	%	Number	%
126	13.33	174	18.41	381	40.32	264	27.94

Lowest Performing Learning Outcomes (LOs)

- 1 - Reads and comprehends independently storybooks, news items/ headlines, advertisements etc. (57.52)
- 2 - Reads text with comprehension, locates details and sequence of events (60.70)